

2019 Team Florida State Championships A

Meet Results

May 11-12, 2019





Page: 1

Printed: 5/12/2019 12:47:01 PM

Women / 1B / 1B GROUP 1

Session: A1

Judge's Signatures

Rank	Num	Name	Gym					AA
1	103	Addison Finley	World Class - IL	9.225 3	9.450 1	8.850 2	9.325 1	36.850 1
2	1526	Gabriella Veron	Reflex	9.550 1	9.075 3	9.200 1	8.700 7	36.525 2
3	841	Addisyn Eicher	Acrofit	8.950 5	9.200 2	8.625 3	9.125 2T	35.900 3
4	144	Ariana Duke	Daytona Beach	9.300 2	8.875 5	8.575 4	8.975 5	35.725 4
5	1572	Justice Ogborn	Daytona Beach	9.050 4	8.750 6	8.550 5	9.125 2T	35.475 5
6	1534	Tayden Rodkey	Naples Progressive	8.800 6	8.925 4	8.500 6	9.000 4	35.225 6
7	131	Kaitlyn Clifton	Horizon	8.750 7	7.225 7	8.050 7	8.900 6	32.925 7

2019 Team Florida State Championships A

Meet Results

May 11-12, 2019





Page: 1

Printed: 5/12/2019 12:47:05 PM

Women / 1B / 1B GROUP 2

Session: A1

Judge's Signatures

Rank	Num	Name	Gym					AA
1	810	Tessa Triana	Horizon	9.150 6	9.200 1	9.325 1	9.225 2	36.900 1
2	955	Jayde Montalvo	Horizon	9.425 2	8.950 3T	8.975 4	9.350 1	36.700 2
3	1268	Bristol Broome	Reflex	9.475 1	8.850 5	8.900 5	8.875 6	36.100 3
4	1255	Anabel Diaz	Reflex	9.300 3	8.550 6T	9.025 2	9.000 4T	35.875 4
5	1294	Peyton Clark	Reflex	9.175 4T	9.100 2	8.850 6	8.550 8	35.675 5
6	649	Ava Rupp	Acrofit	8.900 8	8.950 3T	8.675 7	9.000 4T	35.525 6
7	1131	Maddy Koren	Reflex	9.175 4T	8.550 6T	7.800 8	9.100 3	34.625 7
8	1095	Katy Jaco	Acrofit	8.600 9	8.100 8	9.000 3	8.600 7	34.300 8
9	728	Sophia Karamikos	Tumbling Kids	8.950 7	7.000 9	7.300 9	8.100 9	31.350 9

2019 Team Florida State Championships A

Meet Results

May 11-12, 2019





Page: 1

Printed: 5/12/2019 12:47:08 PM

Women / 1B / 1B GROUP 3

Session: A1

Judge's Signatures

Rank	Num	Name	Gym					AA
1	559	Sophia Lajti	Daytona Beach	9.450 1	9.250 1	8.900 6	9.250 2	36.850 1
2	319	Kendyl Day	Naples Progressive	9.275 3	9.000 3	9.000 4T	9.100 4	36.375 2
3T	478	Nancy Freese	World Class - FL	9.175 5	8.750 6T	9.475 1	8.800 7	36.200 3T
3T	1028	Faith Henthorn	Horizon	8.875 8	8.850 4	9.300 2	9.175 3	36.200 3T
5	301	Sophia Antipov	Horizon	9.000 7	8.750 6T	9.000 4T	9.375 1	36.125 5
6	1037	Piper Barnard	Gold Medal	8.750 9	9.150 2	8.825 7	8.875 6	35.600 6
7	549	Melody Kung	Reflex	9.425 2	8.800 5	8.700 8	8.600 8	35.525 7
8	411	Cayden Storlarski	Acrofit	8.675 11	8.700 8	9.075 3	8.950 5	35.400 8
9	618	Abigail Hurd	Stars and Stripes	9.200 4	7.950 11T	8.425 10	8.200 11	33.775 9
10	1308	Reese Markwalter	Tumbling Kids	9.075 6	8.325 10	8.200 11	8.050 12	33.650 10
11	326	Patience Henthorn	Horizon	8.500 12	7.950 11T	8.550 9	8.550 9	33.550 11
12	945	Serenity Ruoff	Gold Medal	8.725 10	8.450 9	7.850 12	8.425 10	33.450 12

2019 Team Florida State Championships A

Meet Results

May 11-12, 2019





Page: 1

Printed: 5/12/2019 12:47:12 PM

Women / 1B / 1B GROUP 4

Session: A1

Judge's Signatures

Rank	Num	Name	Gym					AA
1	1071	Tiana Porter	Jackson's Gymnastics	9.600 1	8.600 5	9.675 1	9.600 1	37.475 1
2	102	Ashlyn Marshall	Acrofit	9.300 3T	8.825 4	9.475 2	9.250 3	36.850 2
3	954	Brynn Williams	Florida Flips	9.300 3T	9.200 1	8.925 4	9.300 2	36.725 3
4	915	Ava Hays	Acrofit	9.300 3T	8.500 6	9.150 3	9.125 4	36.075 4
5	394	Miko Reni	Florida Flips	9.125 7T	9.075 2	8.650 6	9.050 5	35.900 5
6	1580	Athena Hurley	Daytona Beach	9.075 9	9.000 3	8.075 9	8.950 6	35.100 6
7	963	Julieta Watson	Daytona Beach	9.175 6	8.000 8	8.575 7	8.500 10	34.250 7
8	115	Stacy Johnson	Horizon	9.125 7T	7.525 9	8.700 5	8.800 8	34.150 8
9	671	Clarissa Perez	Florida Flips	8.825 10	8.250 7	8.200 8	8.625 9	33.900 9
10	188	Ianna Kleiner	Gold Medal	9.450 2	6.800 10	7.725 10	8.825 7	32.800 10

2019 Team Florida State Championships A

Meet Results

May 11-12, 2019





Page: 1

Printed: 5/12/2019 12:47:14 PM

Women / 1B / 1B GROUP 5

Session: A1

Judge's Signatures

Rank	Num	Name	Gym					AA
1	1270	Yaire Rivera	Florida Flips	9.350 2	9.350 1	9.150 2	9.000 5	36.850 1
2	741	Abbey Phillips	Tumbling Kids	9.250 5	9.125 3	9.100 4T	9.100 2	36.575 2
3	300	Savanah Shannon	Florida Flips	9.300 4	9.025 6T	9.125 3	9.075 3	36.525 3
4	624	Sierra Kuykendal	Stars and Stripes	8.825 7	9.050 5	9.650 1	8.900 6	36.425 4
5	920	Alyssa Morehead	Florida Flips	9.175 6	9.150 2	8.850 6	9.175 1	36.350 5
6	1100	Khushi Parikh	Tumbling Kids	9.375 1	8.475 9	8.825 7	9.025 4	35.700 6
7	786	Lia Moncayo	Acrofit	8.650 9	9.100 4	9.100 4T	8.750 7	35.600 7
8	1052	Miracle Way	Main Street	9.325 3	9.025 6T	8.300 9	8.100 9	34.750 8
9	1123	Eliana Hulbert	Tumbling Kids	8.750 8	8.900 8	8.775 8	8.300 8	34.725 9

2019 Team Florida State Championships A

Meet Results

May 11-12, 2019





Page: 1

Printed: 5/12/2019 12:47:18 PM

Women / 1A / 1A Group 1

Session: A2

Judge's Signatures

Rank	Num	Name	Gym					AA
1	223	Juliana Phan	Reflex	9.550 2	9.350 3T	9.625 1	9.300 4	37.825 1
2	261	Bella Dunham	Acrofit	9.275 5	9.325 5T	9.200 3T	9.425 2	37.225 2
3	1009	Madelyn Chase	Naples Progressive	9.600 1	9.475 1	9.200 3T	8.800 12	37.075 3
4T	1527	Ne'Veah Simmons	Reflex	9.100 10T	9.350 3T	9.175 5	9.200 6	36.825 4T
4T	1137	Alyssa Poppenberg	Reflex	9.300 4	9.325 5T	9.025 8T	9.175 7	36.825 4T
6	402	Gracen Huey	First City	8.825 12	9.250 7	9.125 6	9.525 1	36.725 6
7	1157	Adelyn Rivard	Reflex	9.150 9	9.025 8	9.275 2	8.950 10	36.400 7
8	752	Madyson Freeman	Horizon	9.225 6T	8.950 9	9.050 7	9.100 8T	36.325 8
9	1525	Isabella Uvalle	Reflex	9.325 3	8.900 10	8.900 10	9.100 8T	36.225 9
10	1500	Ellerie Velazquez	Reflex	9.200 8	9.375 2	8.700 11	8.925 11	36.200 10
11	556	Raven Davenport	Reflex	9.225 6T	8.350 12	9.025 8T	9.400 3	36.000 11
12	1418	Kennedy Holland	Reflex	9.100 10T	8.650 11	8.525 12	9.250 5	35.525 12

2019 Team Florida State Championships A

Meet Results

May 11-12, 2019





Page: 1

Printed: 5/12/2019 12:47:21 PM

Women / 1A / 1A Group 2

Session: A2

Judge's Signatures

Rank	Num	Name	Gym					AA
1	252	Cameron Cumingham	Reflex	9.700 1	9.550 1	9.125 9	9.300 9	37.675 1
2	1201	Evelynn Rostetter	World Class - FL	9.175 10	9.400 2	9.250 6	9.550 1	37.375 2
3	419	Jorden Larkins	Daytona Beach	9.350 5	9.200 4	9.275 5	9.350 7	37.175 3
4	1162	Sarah Womack	World Class - FL	9.275 6	9.150 7T	9.225 7	9.500 3	37.150 4
5	740	Zoeilyss Ruiz	Florida Flips	9.425 4	9.150 7T	9.200 8	9.275 10	37.050 5
6	179	Abigail Seeram	Jackson's Gymnastics	8.925 12	9.000 9	9.525 1	9.525 2	36.975 6
7T	864	Natalie Lambert	First City	9.475 2	8.375 12	9.425 2	9.450 4	36.725 7T
7T	791	Jailah Ortiz	Reflex	9.450 3	9.175 5T	9.075 10	9.025 12	36.725 7T
7T	379	Autumn Miller	Florida Flips	9.200 8T	9.300 3	8.800 11	9.425 5	36.725 7T
10	704	Taryn Hagen	Horizon	9.225 7	8.800 10	9.400 3	9.050 11	36.475 10
11	612	Corinne Nguyen	Horizon	9.200 8T	8.475 11	9.350 4	9.400 6	36.425 11
12	371	Lola McMillen	Florida Flips	9.025 11	9.175 5T	8.575 12	9.325 8	36.100 12

2019 Team Florida State Championships A

Meet Results

May 11-12, 2019





Page: 1

Printed: 5/12/2019 12:47:24 PM

Women / 1A / 1A Group 3

Session: A2

Judge's Signatures

Rank	Num	Name	Gym					AA
1	588	Sophia Tapia	Jackson's Gymnastics	9.300 6	9.175 2	9.525 1	9.700 1	37.700 1
2	1306	Angelina Cravet	Horizon	9.400 3	9.150 3	9.175 6T	9.650 2	37.375 2
3	850	Elizabeth Free	Reflex	9.375 4	9.425 1	9.300 3	9.250 8	37.350 3
4	1362	Emory Concepcion	Horizon	9.625 1	8.500 11	9.375 2	9.600 3	37.100 4
5	703	Kieley Abbott	Gold Medal	9.350 5	9.000 6	9.125 8	9.300 7	36.775 5
6	601	Molly Vogel	Florida Flips	9.100 11	9.125 4	9.075 9	9.450 4	36.750 6
7	523	Claire McGonigal	Acrofit	9.425 2	8.900 7	9.050 10	9.350 5	36.725 7
8	643	Sasha Mena	World Class - FL	9.200 10	8.725 9	9.175 6T	9.325 6	36.425 8
9	1260	Sophie Cox	Tumbling Kids	9.250 7T	9.075 5	9.250 4	8.800 10	36.375 9
10	1490	Aubrey Cranor	Florida Flips	9.250 7T	8.875 8	8.850 11	8.900 9	35.875 10
11	680	Scarlett Groom	Acrofit	9.225 9	8.575 10	9.225 5	8.500 11	35.525 11

2019 Team Florida State Championships A

Meet Results

May 11-12, 2019





Page: 1

Printed: 5/12/2019 12:47:30 PM

Women / 1A / 1A Group 4

Session: A2

Judge's Signatures





Rank	Num	Name	Gym					AA
1	418	Aleishka Reyes-Colon	Horizon	9.800 1	9.450 1	9.450 5T	9.725 1	38.425 1
2	1109	Leighton Melanson	Horizon	9.275 11	9.300 4T	9.725 1	9.700 2T	38.000 2
3	1361	Leigha Stephens	First City	9.600 3	9.300 4T	9.525 2T	9.550 4	37.975 3
4	819	Kayla Williams	Florida Flips	9.550 4	9.225 7	9.250 9T	9.700 2T	37.725 4
5T	142	Abigail McMahon	Golden City	9.525 5	9.325 2T	9.450 5T	9.350 8	37.650 5T
5T	940	Sophia Sullivan	Horizon	9.500 6	9.275 6	9.475 4	9.400 7	37.650 5T
7	521	Alexalys Alvarez	Florida Flips	9.325 8T	9.100 9	9.250 9T	9.500 5T	37.175 7
8	1258	Mia Yochelson	Tumbling Kids	9.325 8T	9.325 2T	8.900 12	9.500 5T	37.050 8
9	1305	Ashlynn Buddle	Horizon	9.400 7	9.000 10	9.275 8	9.200 11	36.875 9
10	415	Skyler Taylor	Florida Flips	9.300 10	9.150 8	9.400 7	8.975 12	36.825 10
11	457	Lilah Odom	First City	8.825 12	8.800 11	9.525 2T	9.300 9T	36.450 11
12	1317	Olivia Pawlicki	Horizon	9.700 2	7.800 12	9.125 11	9.300 9T	35.925 12

2019 Team Florida State Championships A

Meet Results

May 11-12, 2019

Page: 1
 Printed: 5/12/2019 12:47:35 PM
 Women / 1Z / 1Z GROUP 1
 Session: A2
 Judge's Signatures





Rank	Num	Name	Gym					AA
1	590	Tess Salvemini	Golden City	9.900 1	9.800 1	9.650 4	9.950 1	39.300 1
2	483	Aliyanna Rodriguez	Golden City	9.775 2	9.775 2	9.775 2	9.625 6	38.950 2
3	571	Hannah Oakman	Golden City	9.625 3T	9.550 3	9.525 7	9.875 2	38.575 3
4	666	Paige Leslie	Golden City	9.625 3T	9.450 5T	9.800 1	9.600 7	38.475 4
5	1007	Kindall Garrett	Florida Flips	9.475 6	9.475 4	9.675 3	9.800 4T	38.425 5
6	1061	Kennedy Rice	Golden City	9.575 5	9.450 5T	9.550 6	9.800 4T	38.375 6
7	1570	Sara Hobbs	Jackson's Gymnastics	9.300 7	9.300 8	9.600 5	9.825 3	38.025 7
8	148	Alexa Hughey	Florida Flips	9.200 8	9.425 7	9.225 8	9.200 8	37.050 8

2019 Team Florida State Championships A

Meet Results

May 11-12, 2019

Page: 1
 Printed: 5/12/2019 12:47:33 PM
 Women / 1Z / 1Z GROUP 2
 Session: A2
 Judge's Signatures

Rank	Num	Name	Gym					AA
1	714	Evelyna Sieben	Golden City	9.725 1T	9.700 1	9.475 3	9.575 2T	38.475 1
2	1412	Grace Byrd	Horizon	9.625 3T	9.450 4	9.750 1	9.600 1	38.425 2
3	884	Keltie Shaprio	Golden City	9.625 3T	9.550 3	9.550 2	9.550 4	38.275 3
4	164	Robertha Fernanda de Freitas	World Class - FL	9.500 5T	9.300 5	9.200 6	9.575 2T	37.575 4
5	496	Paula Terneus	Reflex	9.725 1T	9.200 6	9.175 7	9.425 5	37.525 5
6	1292	Stella Mazzeo	Reflex	9.500 5T	8.950 7	9.375 5	9.275 6	37.100 6
7	393	Blake Hodach	Florida Flips	8.925 7	9.600 2	9.450 4	9.100 7	37.075 7

2019 Team Florida State Championships A

Team Results





May 11-12, 2019

Page: 1

Printed: 5/11/2019 1:14:43 PM

Women / All Levels / All Ages

Session: A1,A2

Rank	Gym	Team	Score				
1	Horizon	L	115.350	29.125 1	28.200 3	28.950 1	29.075 1
2	Florida Flips	L	114.475	28.450 3	28.500 1	28.525 2	29.000 2
3	Reflex	L	113.750	28.975 2	28.350 2	28.300 3	28.125 3

2019 Team Florida State Championships A

Team Results





May 11-12, 2019

Page: 1

Printed: 5/11/2019 1:14:25 PM

Women / All Levels / All Ages

Session: A1,A2

Rank	Gym	Team	Score				
1	Golden City	M	117.525	29.400 1	29.275 1	29.225 1	29.625 1
2	First City	M	112.450	27.900 4	27.550 3	28.475 2	28.525 2
3	Acrofit	M	111.575	28.025 2	27.625 2	27.900 3	28.025 3
4	Tumbling Kids	M	110.350	27.950 3	27.525 4	27.250 4	27.625 4

2019 Team Florida State Championships A

Team Results





May 11-12, 2019

Page: 1

Printed: 5/11/2019 1:13:53 PM

Women / All Levels / All Ages

Session: A1,A2

Rank	Gym	Team	Score				
1	Jackson's Gymnastics	S	113.600	28.200 1	27.475 2	28.800 1	29.125 1
2	World Class - IL	S	112.725	28.000 3	28.150 1	27.950 2	28.625 2
3	Daytona Beach	S	110.025	28.100 2	27.450 3	26.750 3	27.725 3
4	Naples Progressive	S	108.675	27.675 4	27.400 4	26.700 4	26.900 5
5	Gold Medal	S	106.950	27.550 5	26.600 5	25.800 5	27.000 4